



Mouse Gene 1.1 ST Array Plate

Intended Use

The Affymetrix® Mouse Gene 1.1 ST Array Plates are designed for medium and high-throughput expression profiling on the GeneTitan™ Instrument, enabling researchers to process multiple arrays in parallel. Each plate consists of 16, 24 or 96 microarrays and contains the same probe sets as the GeneChip® Mouse Gene 1.0 ST Cartridge Array.

Each array is comprised of more than 770,000 unique 25-mer oligonucleotide probes that interrogate over 28,000 genes. Discovery content, such as transcript regions supported by more speculative sources including Expressed Sequence Tags (ESTs) and gene predictions, are not interrogated by the Affymetrix Mouse Gene 1.1 ST Array Plates. Design of the array was based on sequences and gene annotations obtained from the following sources and used to group probes from the GeneChip® Mouse Exon 1.0 ST Array into new gene-level probe sets. In some cases these sequences were used to select additional new probes.

- The February 2006 mouse genome sequence (UCSC mm8, NCBI v36).
- RefSeq NM (curated and provisional; not predicted) mRNA sequences (19,719 sequences) current to April 3, 2007.
- Genbank® complete coding sequence mRNAs (35,257 sequences) current to November 13, 2006.
- Mouse Ensembl transcripts current to April 3, 2007 (35,882 transcripts).
- Syntenically mapped full-length mRNAs and RefSeq NMs from human (68,820 sequences) and rat (20,409 sequences).

Identical to the cartridge array manufacturing process, the oligonucleotide probes on the Affymetrix Mouse Gene 1.1 ST Array Plates are synthesized *in situ* using Affymetrix' photolithographic process. The Affymetrix Mouse Gene 1.1 ST Array Plates are for research use only and not intended for use in diagnosis of disease. Please refer to www.affymetrix.com for a list of supporting manuals for procedures regarding target preparation, target hybridization, washing, staining, and array plate scanning.

Library Files

Library files contain information about the probe array design characteristics, probe use and content and scanning and analysis parameters. These files are unique for each probe array. Additional information can be located under the specific array product at www.affymetrix.com.

Reagents, Instrumentation and Software Required

1. GeneTitan™ Instrument
2. Affymetrix GeneChip® Command Console® Software (AGCC)
3. For a complete list of reagents please visit www.affymetrix.com.

Critical Specifications

Feature Size	5 µm
Total Number of Distinct Probes	770,317
Oligonucleotide Probe Length	25-mer Probes
Required Orientation of Labeled Targets to be Hybridized to the Array	Sense Target
Resolution (number of probes per gene)	27 (median)
Estimated Number of Genes	28,853
Gene-level Probe Sets with ENSEMBL Support	27,543
Gene-level Probe Sets with Putative Full-length Transcript Support (GenBank® and RefSeq)	19,434
Hybridization Volume	90 µL
Positive Controls (constitutively expressed genes)	1,324 putative exon-level probe sets from putative constitutive genes
Negative Controls	5,222 putative intron-level probe sets from putative constitutive genes
Hybridization Controls	<i>bioB</i> , <i>bioC</i> , <i>bioD</i> , <i>creX</i>
Background Probes	Antigenomic Set
Poly-A Controls	<i>dap</i> , <i>lys</i> , <i>phe</i> , <i>thr</i> , <i>trp</i>
Library Files	MoGene-1_1-st-v1 (or newer)

Ordering Information

Each array plate kit contains a single array plate and the required hybridization, stain, scan trays and tray covers required for use on the GeneTitan Instrument.

P/N	Product Name	Description
901420	Mouse Gene 1.1 ST 16-Array Plate Kit	1 x 16-Array Plate Kit
901419	Mouse Gene 1.1 ST 24-Array Plate Kit	1 x 24-Array Plate Kit
901418	Mouse Gene 1.1 ST 96-Array Plate Kit	1 x 96-Array Plate Kit

Affymetrix® products can be purchased directly from Affymetrix in the United States, and many European and Asian countries. For all other territories, please view a list of our distribution partners, which can be located at www.affymetrix.com/site/contact/index.affx.

Precautions

1. AFFYMETRIX ARRAY PLATES ARE FOR RESEARCH USE ONLY; NOT FOR DIAGNOSTIC PROCEDURES.
2. Avoid microbial contamination, which may cause erroneous results.
3. WARNING: All biological specimens and materials with which they come into contact should be handled as if capable of transmitting infection and disposed of with proper precautions in accordance with federal, state, and local regulations. This includes adherence to the OSHA Bloodborne Pathogens Standard (29 CFR 1910.1030) for blood-derived and other samples governed by this act. Never pipet by mouth. Avoid specimen contact with skin and mucous membranes.
4. CAUTION: Exercise standard precautions when obtaining, handling, and disposing of potentially carcinogenic reagents.
5. Exercise care to avoid cross-contamination of samples during all steps of this procedure, as this may lead to erroneous results.
6. Use powder-free gloves whenever possible to minimize introduction of powder particles into sample or probe array plates.
7. CAUTION: Use care when handling the Scan Tray as it has protruding guiding posts that may be sharp and can stick out of the pouch if not handled carefully.

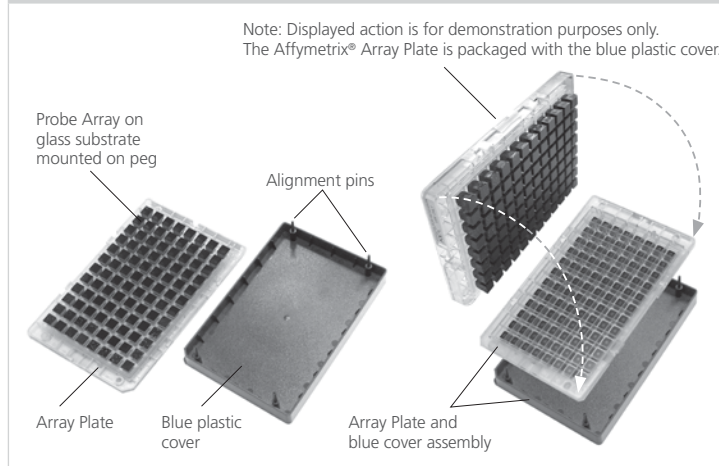
Storage, Handling and Stability

The Affymetrix array plates should be stored at 2° to 8°C and must not be frozen. Refer to the expiration date on the package label. Do not use probe arrays or reagents after the expiration date.

When Handling the Array Plate

Remove the array plate from the pouch with gloved hands. The array plate is packaged with a blue plastic cover (Figure 1). Do not remove the protective blue plastic cover from the array plate or touch the array plate directly. This protective cover should stay with the array plate at all times prior to being handled by the GeneTitan System.


Figure 1. Array Plate Assembly



When Handling the Scan Tray

Remove the scan tray from the pouch with gloved hands. The scan tray is packaged with a black plastic cover (Figure 2). Do not remove the protective black plastic cover from the scan tray or touch the scan tray directly. This protective cover should stay with the scan tray at all times prior to loading into the GeneTitan System. In addition, the scan tray has protruding guiding posts that may be sharp and can stick out of the pouch if not handled carefully; therefore, take precaution to prevent unnecessary injury.

Figure 2. Scan Tray Assembly



Contact Information

Affymetrix, Inc.

3420 Central Expressway
Santa Clara, CA 95051 USA
E-mail: support@affymetrix.com
Tel: 1-888-362-2447 (1-888-DNA-CHIP)
Fax: 1-408-731-5441

Affymetrix UK Ltd

Voyager, Mercury Park,
Wycombe Lane, Wooburn Green,
High Wycombe HP10 0HH
United Kingdom
E-mail: supporteurope@affymetrix.com
UK and Others Tel: +44 (0) 1628 552550
France Tel: 0800919505
Germany Tel: 01803001334
Fax: +44 (0) 1628 552585

Affymetrix Japan, K. K.

Mita NN Bldg, 16 Floor
4-1-23 Shiba, Minato-ku
Tokyo 108-0014, Japan
E-mail: supportjapan@affymetrix.com
Tel: +81-(0)3-5730-8200
Fax: +81-(0)3-5730-8201

Please visit our web site for international distributor contact information
www.affymetrix.com


Limited License

Subject to the Affymetrix terms and conditions that govern your use of Affymetrix products, Affymetrix grants you a non-exclusive, non-transferable, non-sub-licensable license to use this Affymetrix product only in accordance with the manual and written instructions provided by Affymetrix. You understand and agree that except as expressly set forth in the Affymetrix terms and conditions, that no right or license to any patent or other intellectual property owned or licensable by Affymetrix is conveyed or implied by this Affymetrix product. In particular, no right or license is conveyed or implied to use this Affymetrix product in combination with a product not provided, licensed or specifically recommended by Affymetrix for such use.

Patents

Products may be covered by one or more of the following patents: U.S. Patent Nos. 5,445,934; 5,744,305; 5,945,334; 6,140,044; 6,261,776; 6,291,183; 6,346,413; 6,399,365; 6,420,169; 6,551,817; 6,610,482; 6,733,977; 6,955,915 and D430,024 and other U.S. or foreign patents. Products are manufactured and sold under license from OGT under 5,700,637 and 6,054,270.

Trademarks

Affymetrix®, , GeneChip®, HuSNP®, GenFlex®, Flying Objective™, CustomExpress®, CustomSeq®, NetAffx™, Tools To Take You As Far As Your Vision®, The Way Ahead™, Powered by Affymetrix™, GeneChip-compatible™, Command Console®, Genotyping Console™, DMET™, GeneAtlas™ and GeneTitan™ are trademarks of Affymetrix, Inc.

All other trademarks are the property of their respective owners.

Copyright

© 2009 Affymetrix, Inc. All rights reserved.